

HB 2017 Transit Advisory Committee

June 28, 2024

Webex

Chat

- Right side window
- Chats are recorded

Participants

- Right side window
- Raise your hand

Video On/Off

Reactions

Leave Meeting

Mute/Unmute



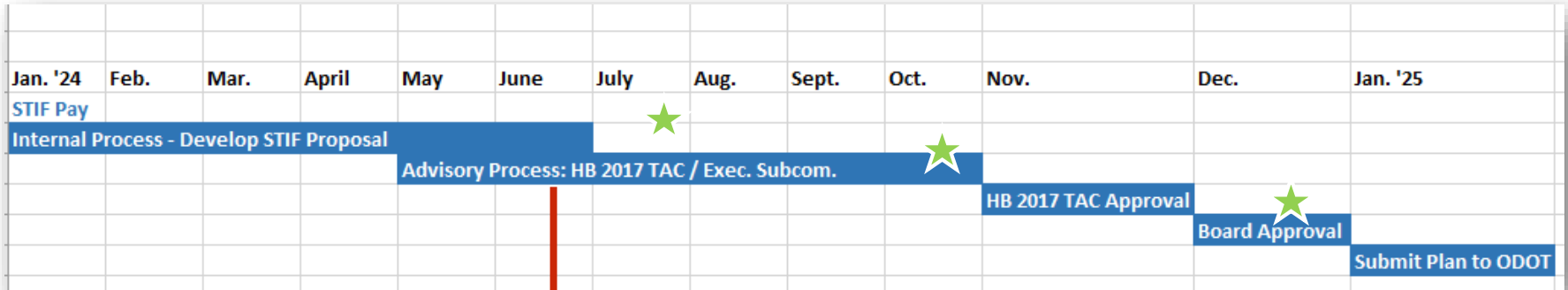
Meeting Agenda

Public comment	10:00 a.m.
Timeline Check-in	10:05 a.m.
FY26-27 STIF Plan Budget Outline - Revised	10:10 a.m.
Vote: FY26-27 STIF Sub-Allocation Method	10:50 a.m.
Announcements	11:10 a.m.
Meeting Adjourns	11:30 a.m.

Public Comment



Timeline for STIF Plan Process



We are here

★ TriMet Board of Directors Review

FY26-27 STIF Plan Budget Outline

Back to the Basics STIF Budget

TriMet FY26-27 STIF Plan Budget Outline

- Service expansion & preservation
- Vehicles – fixed route and LIFT
- Low-Income Fare Program/Student Fare Program
- Regional Coordination Program/Sub-recipients
- Fund administrative activities of STIF

Capital & Security Projects

- Funded through TriMet General Funds
 - Allows us to better manage funds
 - Original intent of reducing capital expenditures over time

Revised Back to the Basics STIF Budget

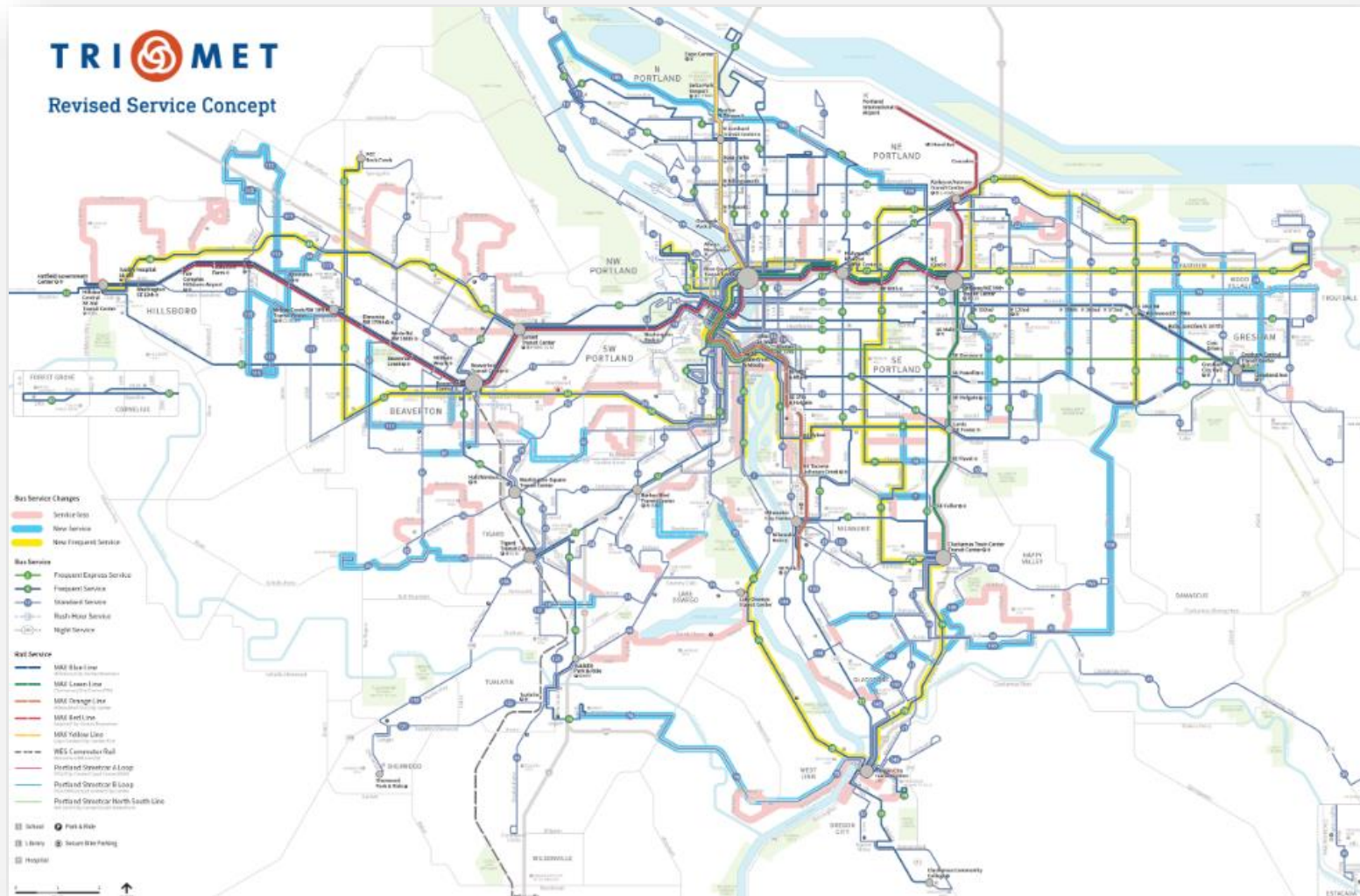
TriMet FY26-27 STIF Plan Budget Outline

- Service expansion & preservation
- Vehicles – LIFT
- Low-Income Fare Program/Student Fare Program
- Regional Coordination Program/Sub-recipients

General Funds

- Capital projects (Better Bus, BEB infrastructure, bus stops, etc.)
- Vehicles – Electric buses
- Administrative activities related to STIF
 - Allows us to better manage funds
 - Original intent of reducing capital expenditures over time

Service Expansion



TriMet LIFT Vehicles

Replacing 80 vehicles

- Leveraging federal earmark
- Pursuing STIF Pop or 5310 funds



Fare Subsidy Programs

Access Transit Programs

- Fare Relief
- Fare Assistance

High School Programs

- High School Grant Program
- Youth Summer Pass

Income-Qualified Honored Citizen Fare

Honored Citizen Fare

- Half the cost of Adult fare
- \$28 per-month cap with Hop
- People who qualify based on income
- Seniors age 65+
- People on Medicare
- People with disabilities,
- Veterans and active-duty military

Regional Coordination Partners

Shuttles

- Clackamas County
- Multnomah County
- Washington County

Inter-District Service

- SMART
- Sandy Area Metro
- South Clackamas
- Transit District

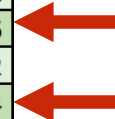



FY26-27 STIF Revenue Projections and Sub-Allocations

FY26-27 Revenue Projections

PAYROLL Formula Breakout				
Qualified Entity	FY 2024	FY 2025	FY 2026	FY 2027
Baker County	\$ 197,241	\$ 227,544	\$ 231,658	\$ 243,364
Basin Transit Service District	\$ 900,790	\$ 1,039,184	\$ 1,057,972	\$ 1,111,435
In district	\$ 747,228	\$ 862,029	\$ 877,614	\$ 921,963
Out of district Klamath County	\$ 153,562	\$ 177,155	\$ 180,358	\$ 189,472
Benton County	\$ 1,916,656	\$ 2,211,122	\$ 2,251,099	\$ 2,364,855
Burns Paiute Tribe	\$ 115,908	\$ 115,908	\$ 129,265	\$ 129,265
Columbia County	\$ 475,402	\$ 548,441	\$ 558,357	\$ 586,572
Confederated Tribes of Coos, Lower Umpqua and Siuslaw	\$ 115,908	\$ 115,908	\$ 129,265	\$ 129,265
Confederated Tribes of Grand Ronde Community of Oregon	\$ 115,908	\$ 115,908	\$ 129,265	\$ 129,265
Confederated Tribes of Siletz Indians	\$ 115,908	\$ 115,908	\$ 129,265	\$ 129,265
Confederated Tribes of the Umatilla Indian Reservation	\$ 115,908	\$ 115,908	\$ 129,265	\$ 129,265
Confederated Tribes of Warm Springs	\$ 115,908	\$ 115,908	\$ 129,265	\$ 129,265
Coos County	\$ 878,522	\$ 1,013,494	\$ 1,031,818	\$ 1,083,960
Coquille Indian Tribe	\$ 115,908	\$ 115,908	\$ 129,265	\$ 129,265
Cow Creek Band of Umpqua Tribe of Indians	\$ 115,908	\$ 115,908	\$ 129,265	\$ 129,265
Crook County	\$ 409,310	\$ 472,194	\$ 480,732	\$ 505,025
Curry County	\$ 237,116	\$ 273,545	\$ 278,491	\$ 292,564
Deschutes County	\$ 4,346,657	\$ 5,014,457	\$ 5,105,119	\$ 5,363,099
Gilliam County	\$ 115,908	\$ 115,908	\$ 129,265	\$ 129,265
Grant County Transportation District	\$ 115,908	\$ 115,908	\$ 129,265	\$ 129,265
Harney County	\$ 115,908	\$ 115,908	\$ 129,265	\$ 129,265
Hood River County Transportation District	\$ 545,613	\$ 629,438	\$ 640,819	\$ 673,201
Jefferson County	\$ 272,129	\$ 313,937	\$ 319,613	\$ 335,764
Josephine County	\$ 1,106,245	\$ 1,276,203	\$ 1,299,277	\$ 1,364,934
Klamath Tribes	\$ 115,908	\$ 115,908	\$ 129,265	\$ 129,265
Lake County	\$ 115,908	\$ 115,908	\$ 129,265	\$ 129,265
Lane Transit District	\$ 6,859,648	\$ 7,913,532	\$ 8,056,608	\$ 8,463,738
In district	\$ 6,341,819	\$ 7,316,146	\$ 7,448,422	\$ 7,824,818
Out of district Lane County	\$ 517,829	\$ 597,386	\$ 608,186	\$ 638,920
Lincoln County	\$ 688,895	\$ 794,733	\$ 809,102	\$ 849,989
Linn County	\$ 2,025,069	\$ 2,336,191	\$ 2,378,429	\$ 2,498,620
Malheur County	\$ 475,805	\$ 548,905	\$ 558,830	\$ 587,069
Morrow County	\$ 298,411	\$ 344,257	\$ 350,482	\$ 368,193
Rogue Valley Transportation District	\$ 3,971,554	\$ 4,581,724	\$ 4,664,561	\$ 4,900,278
In district	\$ 3,646,522	\$ 4,206,756	\$ 4,282,814	\$ 4,499,240
Out of district Jackson County	\$ 325,032	\$ 374,968	\$ 381,747	\$ 401,038
Salem Area Mass Transit District	\$ 8,482,484	\$ 9,785,693	\$ 9,962,619	\$ 10,466,066
In district	\$ 5,932,530	\$ 6,843,976	\$ 6,967,715	\$ 7,319,819
Out of district Marion County	\$ 1,901,717	\$ 2,193,888	\$ 2,233,554	\$ 2,346,423
Out of district Polk County	\$ 648,237	\$ 747,829	\$ 761,350	\$ 799,824
Sherman County	\$ 115,908	\$ 115,908	\$ 129,265	\$ 129,265
Sunset Empire Transportation District (Clatsop County)	\$ 728,712	\$ 840,668	\$ 855,867	\$ 899,117
Tillamook County Transportation District	\$ 388,659	\$ 448,371	\$ 456,428	\$ 479,545
Tri County Metropolitan Transportation District	\$ 59,022,383	\$ 68,090,304	\$ 69,321,379	\$ 72,824,433
In district	\$ 56,211,290	\$ 64,847,327	\$ 66,019,768	\$ 69,355,981
Out of district Clackamas County	\$ 2,107,248	\$ 2,430,996	\$ 2,474,949	\$ 2,600,016
Out of district Multnomah County	\$ 55,122	\$ 63,591	\$ 64,741	\$ 68,012
Out of district Washington County	\$ 648,723	\$ 748,390	\$ 761,921	\$ 800,424
Umatilla County	\$ 1,248,809	\$ 1,440,671	\$ 1,466,718	\$ 1,540,836
Umpqua Public Transportation District (Douglas County)	\$ 1,558,318	\$ 1,797,730	\$ 1,830,233	\$ 1,922,721
Union County	\$ 391,675	\$ 451,850	\$ 460,019	\$ 483,265
Wallowa County	\$ 115,908	\$ 118,051	\$ 129,265	\$ 129,265
Wasco County	\$ 465,139	\$ 536,601	\$ 546,303	\$ 573,910
Wheeler County	\$ 115,908	\$ 115,908	\$ 129,265	\$ 129,265
Yamhill County	\$ 1,587,331	\$ 1,831,201	\$ 1,864,309	\$ 1,958,519
Totals Statewide	\$ 101,333,101	\$ 116,618,661	\$ 118,905,132	\$ 124,809,312

	FY 2026	FY 2027
Tri County Metropolitan Transportation District	\$ 69,321,379	\$ 72,824,433
In district	\$ 66,019,768	\$ 69,355,981
Out of district Clackamas County	\$ 2,474,949	\$ 2,600,016
Out of district Multnomah County	\$ 64,741	\$ 68,012
Out of district Washington County	\$ 761,921	\$ 800,424



FY26-27 Sub-Allocation Method

2.4.5 Sub-Allocation Method

Qualified Entities shall work collaboratively with Public Transportation Service Providers and other potential sub-recipients, as relevant, to develop a method for sub-allocating STIF Formula funds. Failure of a Qualified Entity to develop a sub-allocation method in collaboration with Public Transportation Service Providers and other potential sub-recipients may result in the rejection of a STIF Plan.

To the extent possible, using the best available data, the sub-allocation method used by Qualified Entities must be proportionate to the amount of employee payroll tax revenue generated within the geographic territory of each Public Transportation Service Provider. Data used to create the sub-allocation method must be shared with each Public Transportation Service Provider and other potential sub-recipients, as relevant, included in its STIF Plan. A list of potential data sources to help fulfill this requirement are contained in Appendix C.

- [ODOT STIF Guidebook](#), page 12

FY26-27 Sub-Allocation Method

Area	2022 QCEW	Percent of County Payroll
	Total Payroll	
Clackamas County Total		
Within TriMet Service District	\$8,245,814,868	
Outside TriMet Service District	\$2,714,015,561	
	\$10,959,830,429	
Sub-County Allocation		
Clackamas County	\$671,241,849	24.7324%
South Clackamas Transportation District (SCTD)	\$299,555,636	11.0374%
City of Wilsonville	\$1,193,288,907	43.9677%
City of Canby	\$381,656,339	14.0624%
City of Sandy	\$168,272,830	6.2001%
Subtotal	\$2,714,015,561	
Washington County Total		
Within TriMet Service District	\$22,843,186,759	
Outside TriMet Service District	\$783,918,671	
	\$23,627,105,430	
Sub-County Allocation		
Washington County	\$438,909,578	55.9892%
City of Wilsonville	\$345,009,093	44.0108%
Subtotal	\$783,918,671	

Data Sources:

Oregon Employment Department
December 2023

ODOT STIF Payroll Formula Fund Allocation		
FY 2026	FY 2027	Total
\$2,474,949	\$2,600,016	\$5,074,965
\$612,115	\$643,047	\$1,255,162
\$273,169	\$286,973	\$560,142
\$1,088,177	\$1,143,166	\$2,231,343
\$348,038	\$365,625	\$713,663
\$153,450	\$161,205	\$314,655
\$2,474,949	\$2,600,016	\$5,074,965
\$761,921	\$800,424	\$1,562,345
\$426,593	\$448,151	\$874,744
\$335,328	\$352,273	\$687,601
\$761,921	\$800,424	\$1,562,345

Oregon Department of Transportation
December 2023 (Estimate)



Committee Vote on Sub-Allocation Method

Voting process for the committee

- Committee Chair calls for a motion
- Member makes a motion
- Member seconds the motion
- Committee Chair calls for discussion
- A member can ask to amend the motion
- If the member who made the motion accepts, then
 - the Committee Chair seeks a second
 - if seconded, the Committee Chair calls for discussion
- If the member denies the amendment, then the motion goes to a vote after discussion
- Committee Chair calls for a vote on the motion; committee votes

Announcements

Grant Solicitations

STIF Formula Funds

- Applications available August 27, 2024
- Applications due January 16, 2024
- Latest HB 2017 TAC can approve the plan is in November 22, 2024

STIF Discretionary Funds/STN-Intercommunity Funds

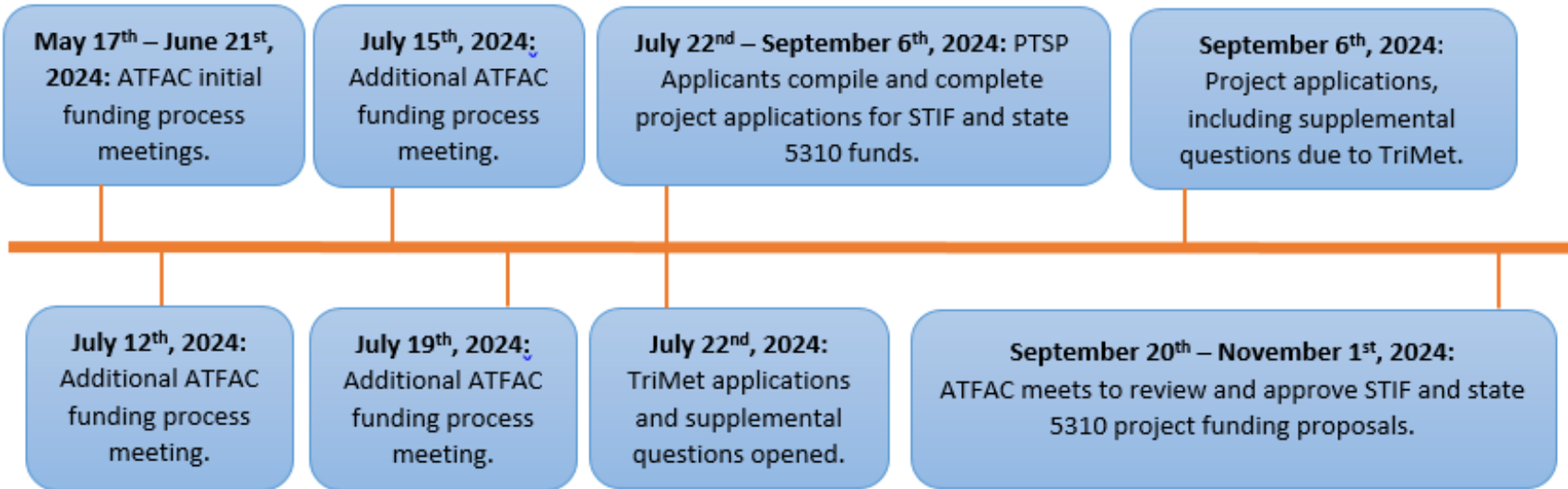
- Applications available July 11, 2024
- Applications due September 5, 2024
- HB 2017 TAC has the opportunity to rank the applications from our QE area

Older Adults/People with Disabilities

ATFAC

- STIF Population Based Formula Funds - \$10.5 mil in FY26-27
- State 5310 Funds – not yet known

Schedule



TriMet Advisory Committee Webpage Survey



Meeting Adjourned